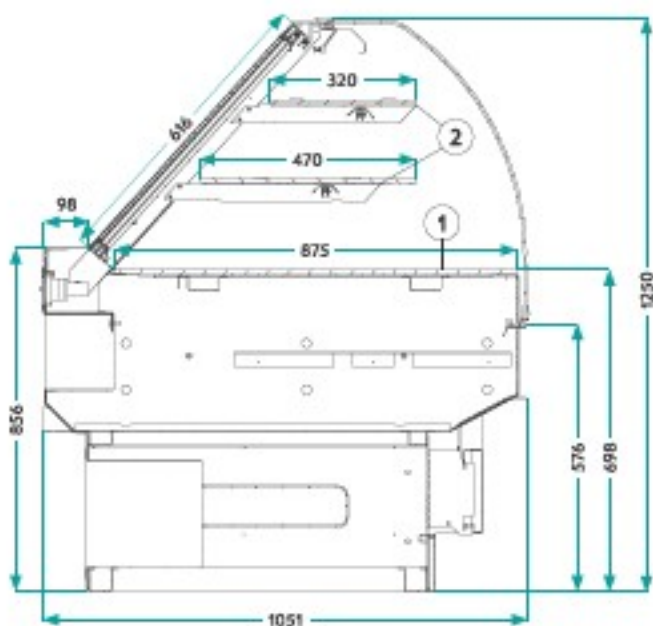


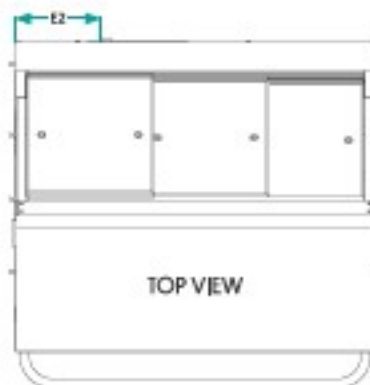


Insulated Structures

(1989)(Pty)Ltd.
Reg. Number 1971/05601/07

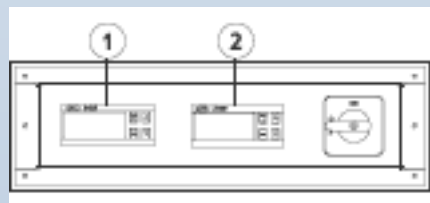


SIDE SECTION VIEW



TOP VIEW

Control Requirements		
Number	Control Temp. Settings	Shelves
1	75°C	Bottom Pan
2	75°C	2 Shelves





Insulated Structures

(1989)(Pty)Ltd.
Reg. Number 1971/05601/07

Standard Specifications

2 Sticky Heat LED Glass Shelves
Cladding as per Price Structure
Rear Sliders
Powder-Coated Cladding
Electric Temp Controller

Optional Specifications

20mm Glass Patch-Ends
Solid Patch-Ends
Humidifier Inserts
Wooden Front Baskets
Cladding Options: Refer to Cladding details document (available on request)

Physical Properties

Size	Length (m)	TDA (m)	E1	E2
3ft	0,915	0,91	-	90mm
4ft	1,220	1,23	-	100mm
6ft	1,830	1,87	-	160mm

Electrical Specifications

Sticky Heat	Case (LED)	Shelf (LED)	Canopy (LED)	Shelf (LED)
2 x 325W + 2 x 480W	1 x 10W	2 X 10W	1 X 16W=16W	2 X 12W=24W
2 x 435W + 2 x 643W	1 x 16W	2 X 16W	1 X 25W=25W	2 X 20W=40W
2 x 660W + 2 x 1015W	1 X 25W	2 X 25W	2 X 16W=32W	4 X 12W=48W